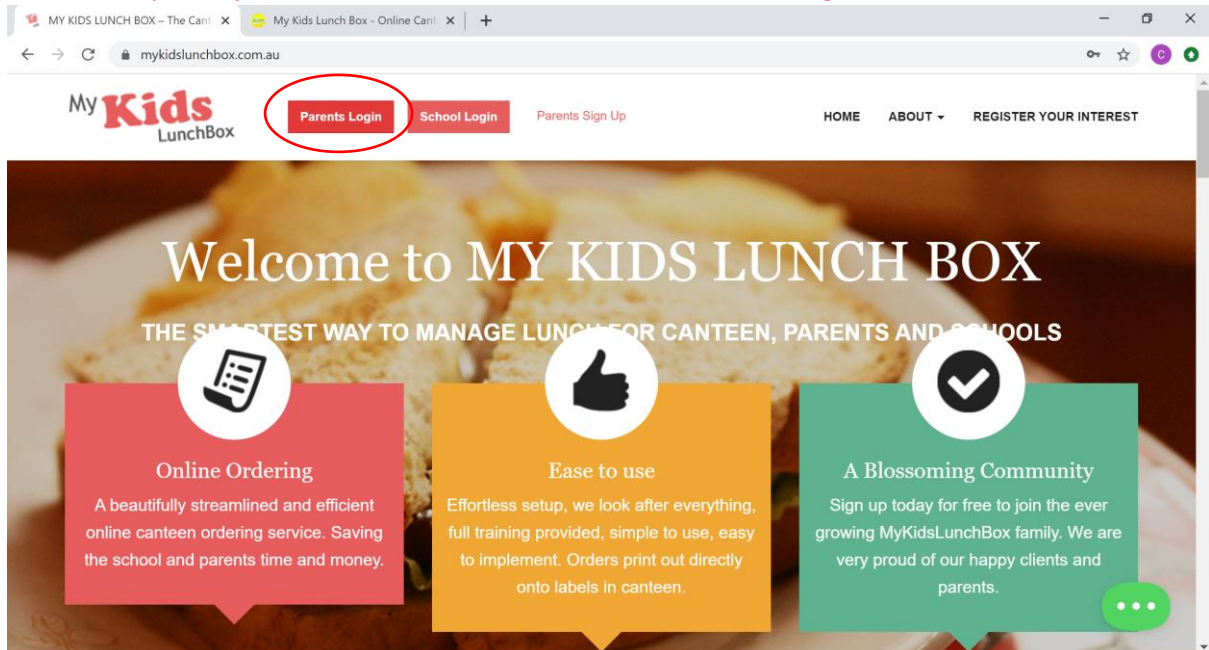


INSTRUCTIONS FOR PARENTS

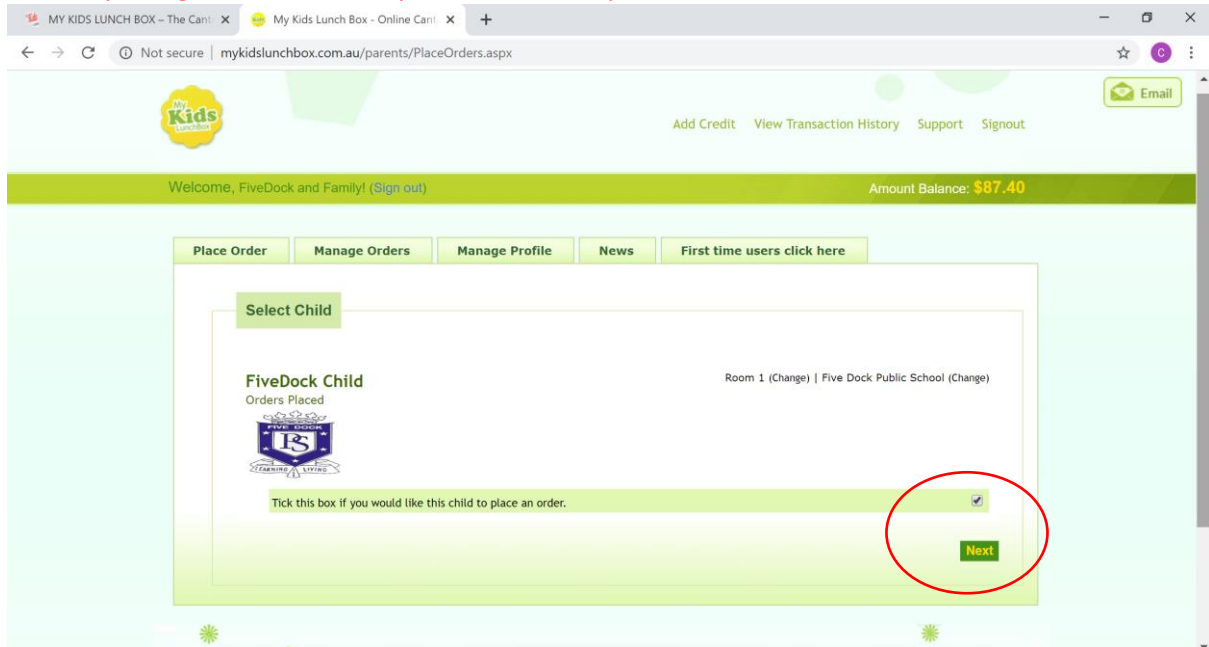
After you Sign Up, follow the instructions below to place a lunch order.

Example of placing a lunch order for Monday 25th May:

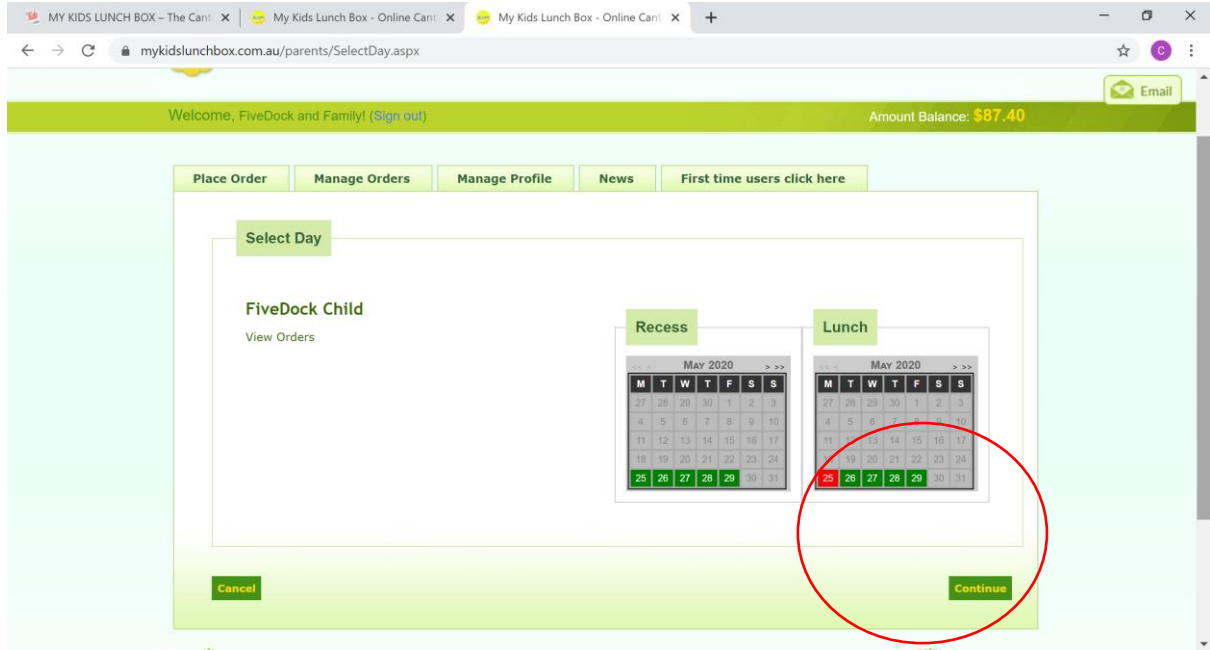
1. Go to: <https://mykidslunchbox.com.au/> and select the Parents Login button.



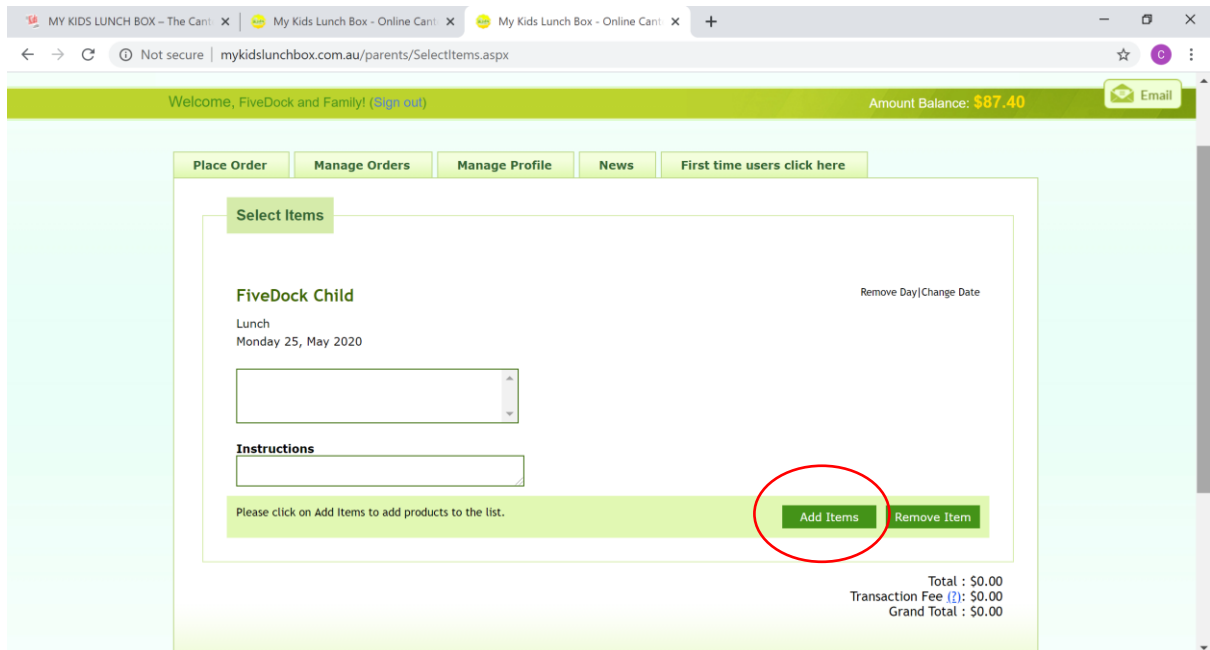
2. After you log in: Tick the child you would like to place an order for, then click NEXT.



3. Select Monday 25th for Lunch, then click CONTINUE.



4. Click on ADD ITEMS.



5. Click ADD for 1 x garlic bread and 1 x chicken burger. Then CLOSE the window.

Available Balance: \$79.30

| Quantity | Product Name | Price | Stock | Colour | Category | Nutritional Info |
|----------|--------------------|--------|-----------|--------|----------|---|
| 1 | LEAN MEAT PIE | \$3.70 | Unlimited | Green | Hot food | Add Details |
| 1 | LEAN SAUSAGE ROLLS | \$3.70 | Unlimited | Green | Hot food | Add Details |
| 1 | GARLIC BREAD | \$2.50 | Unlimited | Green | Hot food | Add Details |
| 1 | HASH BROWN | \$1.00 | Unlimited | Green | Hot food | Add Details |
| 1 | 6 CHICKEN STRIPS | \$5.00 | Unlimited | Green | Hot food | Add Details |
| 1 | 6 CHICKEN NUGGETS | \$5.00 | Unlimited | Green | Hot food | Add Details |
| 1 | CHICKEN BURGER | \$5.00 | Unlimited | Green | Hot food | Add Details |

[CLOSE X](#)

6. After you close the pop up menu window, your page will look like this. Click CONTINUE.

Place Order | Manage Orders | Manage Profile | News | First time users click here

Select Items

FiveDock Child Remove Day | Change Date

Lunch
Monday 25, May 2020

GARLIC BREAD (1) \$2.50
CHICKEN BURGER (1) \$5.00

Instructions

Please click on Add Items to add products to the list.

[Add Items](#) [Remove Item](#)

Total : \$7.50
Transaction Fee (t): \$0.30
Grand Total : \$7.80

[Cancel](#) [Continue](#)

7. Review your order and click CONFIRM ORDER.

The screenshot shows a web browser window with the URL `mykidslunchbox.com.au/parents/ConfirmOrder.aspx`. The page header includes a welcome message, a sign-out link, and a balance of \$79.30. A navigation menu contains 'Place Order', 'Manage Orders', 'Manage Profile', 'News', and 'First time users click here'. The main content area is titled 'Confirm your order please' and contains a yellow information box with a blue 'i' icon stating: 'Your order has not been placed as yet! To confirm your order, please review the details and click on the 'Confirm Order' button below.'

FiveDock Child
Lunch
25, May 2020
1 x GARLIC BREAD \$2.50
1 x CHICKEN BURGER \$5.00

Total : \$7.50
Transaction Fee(?) : \$0.30
Grand Total : \$7.80

Buttons: 'Cancel' and 'Confirm Order' (circled in red).

8. Your order has been successfully placed.

The screenshot shows a web browser window with the URL `mykidslunchbox.com.au/parents/Success.aspx`. The page header is identical to the previous screenshot. The main content area is titled 'Thank you!' with a green checkmark icon and the text: 'The order has been placed successfully. Don't forget to add extra credit for next time.'

A yellow warning box with a yellow triangle icon contains the text: 'You may want to note down this order's tracking number. You should quote this tracking number to contact us regarding this order. Remember, you can always go to [Manage Orders](#) section to change or cancel your orders'

Buttons: 'Print', 'Add Credit', and 'Logout'.

Order Id: YEIVsj
FiveDock Child
LUNCH
25, May 2020
1 x GARLIC BREAD \$2.5
1 x CHICKEN BURGER \$5

Footer: 'About Us | Register Your Interest | How it Works | Benefits | Contact Us' with fruit icons.